


# AdoptMeApp Guide

## Step .1

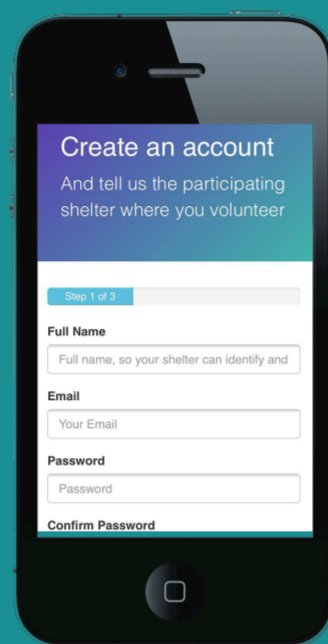


### Download

the "AdoptMeApp" by Kachingle Inc from your phone's App Store (iOS) or Play Store (Android)



## Step .2



### Account

Create an account with your email address

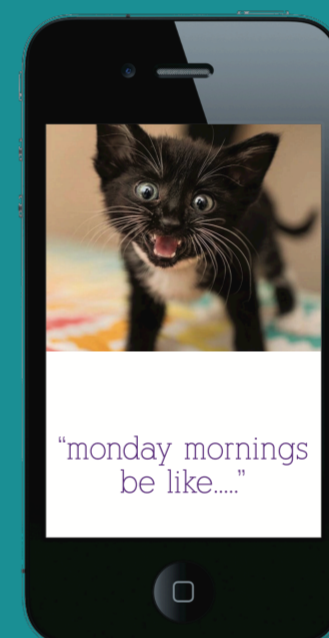


## Step .3



### Post a Story!

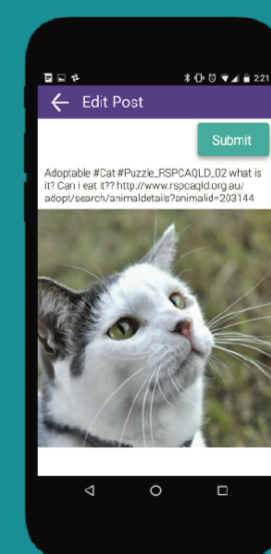
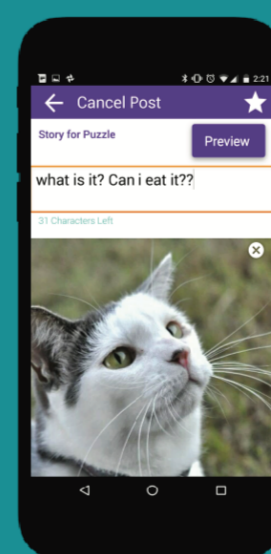
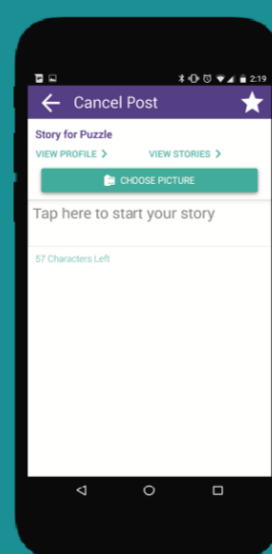
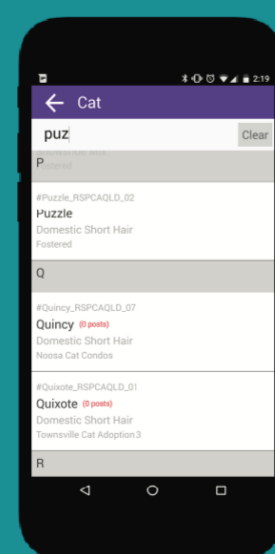
- In the AdoptMeApp, find a pet you've been working with
- Tap [Choose Picture] to attach a photo
- Add a caption in the pet's voice, e.g. "Loving the sunshine on my sensory walk today!"
- Tap [Submit], that's it!



## Step .4

### AdoptMeApp takes care of the rest!

The app will add a unique hashtag for this pet, so all their stories can be found on Twitter. In addition, your story will become part of a Twitter feed where our adoptable pets can be discovered! The app will also add a link to the pet's web profile, and add to the page a scrolling diary!



Original design by RSPCA volunteers, Queensland, AUS



### One more thing...

Please join the AdoptMeAppster Facebook Group, where users can share stories, learn more about the app and communicate with the AdoptMeApp developers! Just search in Facebook for "AdoptMeApp Appsters."

